


Does My Ionizer Have Mineral Buildup?

If running hard water through your ionizer, mineral scale will build up over time in the tubes and top flex hose. Below is a series of pictures showing you the main components to check to assess your ionizer's condition. If you do have hard water, we recommend using pre-filtration solutions to prevent damage to your ionizer. Please email techsupport@alkaviva.com for consultative advice.

Mineral Buildup for Any Electric Countertop Ionizer



**Top Spout—after removing
Flex Hose
No mineral buildup**



**Top Spout—after removing
Flex Hose
With mineral buildup**




**Flex Hose
Normally attached to Top Spout
No mineral buildup
(Front View)**




**Flex Hose
Three Examples
With mineral buildup**

Mineral Buildup for Any Ionizer Using an Undersink Kit



**Top Spout—after removing Top Spout Adapter used for Undersink Kit
No mineral buildup**



**Top Spout—with Top Spout Adapter used for Undersink Kit installed
With mineral buildup**



**Undersink Top Spout Adapter
Normally attached
to Top Spout
(Side View)**



**Undersink Top Spout Adapter
Showing mineral buildup
(Front View)**

Mineral Buildup in Delphi or Ultra Delphi Ionizers




**Alkaline Water Outlet
With 5/16" Tubing Connected**



**Alkaline Water Outlet
With 5/16" Tubing Disconnected
Mineral Buildup will appear here and
will look like previous photos**



**Alkaline Outlet Fitting
(Side View)**



**Alkaline Outlet Fitting
With 5/16" Tubing Disconnected
Mineral Buildup will appear inside
tubing as in previous photos**